

1550nm Single Mode Dual Fiber Collimator

Key Features



- Low Insertion Loss
- Compact Design
- Wide Operating Wavelength
- High Reliability and Stability

The SM Dual Fiber Collimator is the basic element for in-line fiber optics components, such as Circulators and WDM. It has low PDL, low insertion and high return loss. The unique processing and high-quality AR coating also enable this collimator to handle high power.

If you do not see a standard Fiber Collimator that meets your needs, we welcome the opportunity to review your desired specification and quote a custom Fiber Collimator. Requests for custom fiber pigtailed, different wavelengths and handling power of operation or other specific needs will be readily addressed.

Applications

- Circulators
- WDM
- Coupler
- Signal Processing



For more Info

Please contact us at:

Tel: +86-755-23736280

Fax: +86-755-26746512

E-mail: sales@dkphotonics.com

<https://www.dkphotonics.com>

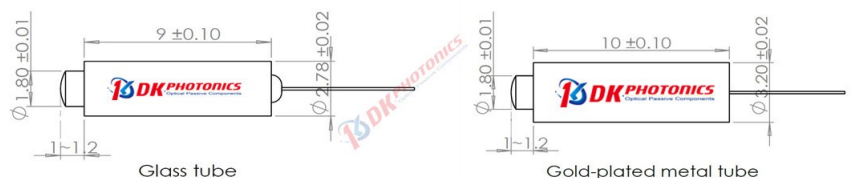
Add.:

4F, Bldg. 18, Qinghu Industrial Park,

Dahe Road, Longhua Dis.,

Shenzhen, China 518109

Package Dimension



*Due to ongoing design improvements, the package size is subject to change. Please contact DK Photonics for confirmation if you have special requirements.



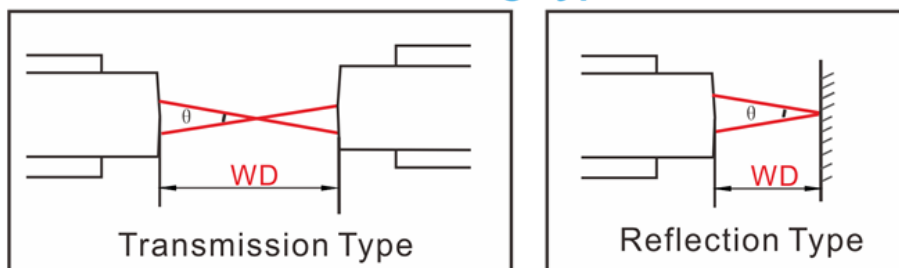
1550nm Single Mode Dual Fiber Collimator

Performance Specifications

Parameter	Unit	Value			
Operating wavelength (λ_c)	nm	1310,1550			
Operating wavelength range	nm	±50			
Working Type	-	Transmission		Reflection	
Working Distance	mm	5~10	11~30	31~50	0mm for G-lens,2.4mm for C-lens
Max. Insertion Loss (λ_c)	dB	0.20	0.30	0.40	0.20
Max. PDL	dB	0.15			
Min. Return Loss	dB	55			
Fiber Type	-	SMF-28e			
Max. Power Handling	W	0.5, 1, 3, 5, 10			
Operating temperature	°C	-5~+70			
Storage temperature	°C	-40~+85			
Dimension	mm	Φ3.2x10(Metal holder) or Φ2.78x9.0 (Glass tube)			

1. The specifications are w/o connector. Other lens sizes can also be customized according to requirements.
2. For devices with connectors, IL will be 0.3dB higher, RL will be 5dB lower. Power transmits through the connector less than 2W.
3. When purchasing the collimator, please inform us whether it is used alone or in pairing. If paired, we will pack and ship the paired ones together.

Working Type



Order information P/N: COLL-D-①-②-③-④-⑤-⑥-⑦-⑧-⑨ (D: Dual fiber)

When you inquire, please provide the correct P/N number according to our ordering information and attach the appropriate description would be better. If need any connector, we do not recommend choosing a 250μm bare fiber pigtail.

①	②	③	④	⑤	⑥	⑦	⑧	⑨
Wavelength	Working Distance	Power Handling	Working Type	Lens Type	Pigtails Diameter	Fiber Length	Connectors	Dimension
13:1310nm 15:1550nm XX: Others	0: 0mm 5: 5mm 10:10mm	L:<0.5W 1:1W 3:3W 5:5W	T:Transmission R:Reflection	C: C-lens G: G-lens	25:250μm bare fiber 90:900μm Loose Fiber XX: Others	10:1.0m 13:1.3m 15:1.5m 20:2.0m XX: Others	00: None FP: FC/PC FA: FC/APC SA: SC/APC LA: LC/APC XX: Others	3.2x10 2.78x9

Part Number Example: COLL-D-15-5-L-T-C-25-10-00-2.78X9

Description: 1550nm SM Dual Fiber Collimator, 5mm working distance ,0.5W hand power, Transmission type, C lens, SMF-28e fiber, bare fiber, 1.0m fiber length, and no connector, package dimension:2.78x9mm. Used in pairing.

Ordering Information for Custom Parts

If you need to customize other specifications, please provide detailed description for your requirement.